



The image features a vibrant green background with a diagonal line pattern. A large, light blue rounded rectangle with a thick purple border is centered. Inside this rectangle is a smaller white rounded rectangle with a pink border. The text "Pretzel Rhythms" is written in a white, rounded, sans-serif font with a blue glow effect, centered within the white rectangle. Several musical notes are scattered around the central text box: a single blue note at the top left, a group of four green notes at the top right, a single pink note on the left side, a group of four yellow notes at the bottom left, and a group of two orange notes at the bottom right. A small purple squiggle is also visible on the right side of the blue rectangle.


Pretzel Rhythms



This is a lesson to teach/reinforce quarter note, eighth note, quarter rest, and sixteenth note rhythms using Kodaly rhythm syllables.

Students will use pretzels to practice writing rhythms.

(Pipe cleaners or straws cut to size can also be used)

- 
1. Start by having students place the pretzels on the gray lines to create the rhythms. Have students clap aloud saying the rhythm syllables.
 2. Once mastered, have students use their pretzels to create the rhythms on the sheets without the gray lines.
 3. Finally, students can use their pretzels to create their own rhythms!

I recommend laminating these sheets and wiping them down after each use.




Pretzel Rhythms



Pretzel Rhythms



Ta



Ti

-

Ti



Ta



Ta

Pretzel Rhythms

Ta

Ti

-


Ti

Ta

Ta

Place the pretzels to match the rhythms!

Pretzel Rhythms




Pretzel Rhythms



Ta



Ta



Ti

-

Ti



Ta

Pretzel Rhythms

Ta

Ta

Ti

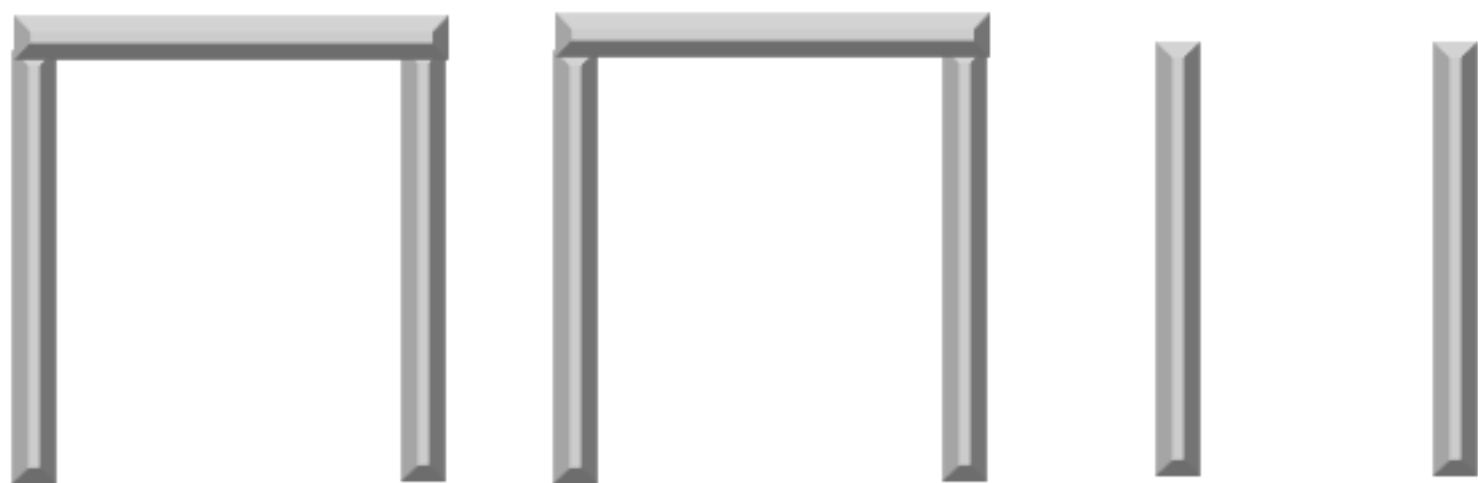
-

Ti

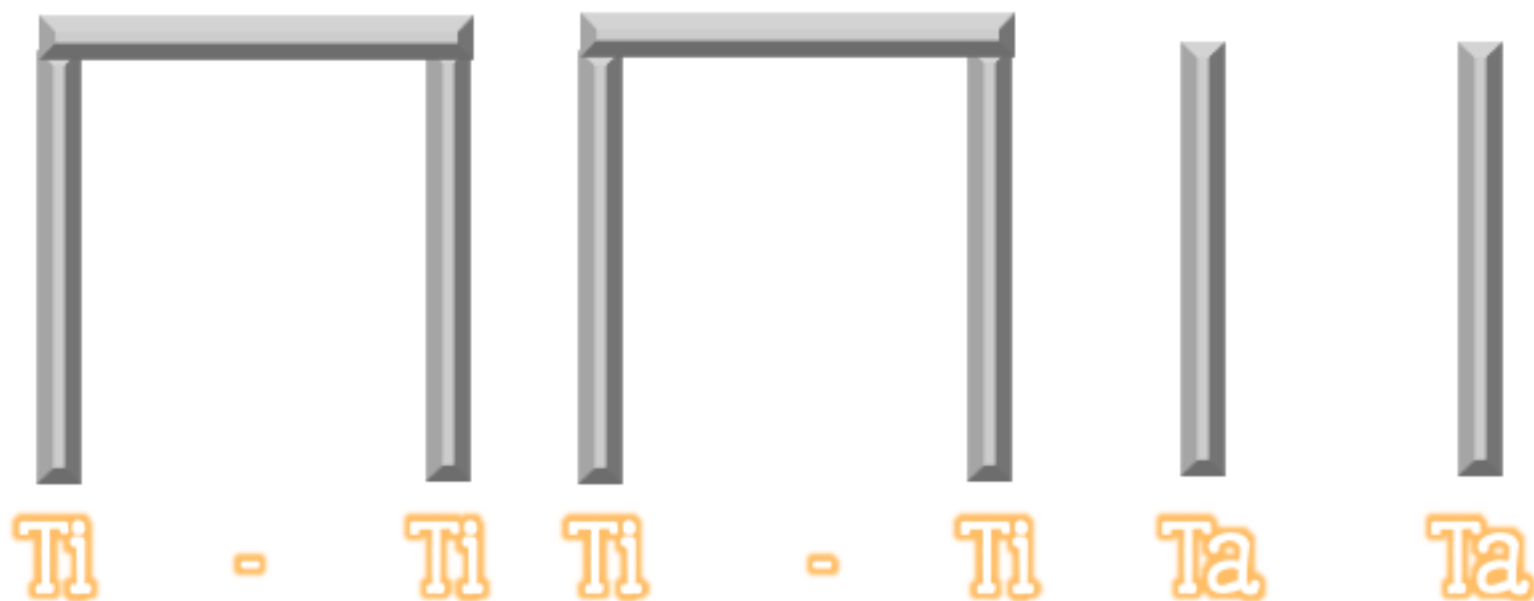
Ta

Place the pretzels to match the rhythms!

Pretzel Rhythms



Pretzel Rhythms



Pretzel Rhythms

Ti - Ti Ti - Ti Ta Ta

Place the pretzels to match the rhythms!

Pretzel Rhythms




Pretzel Rhythms

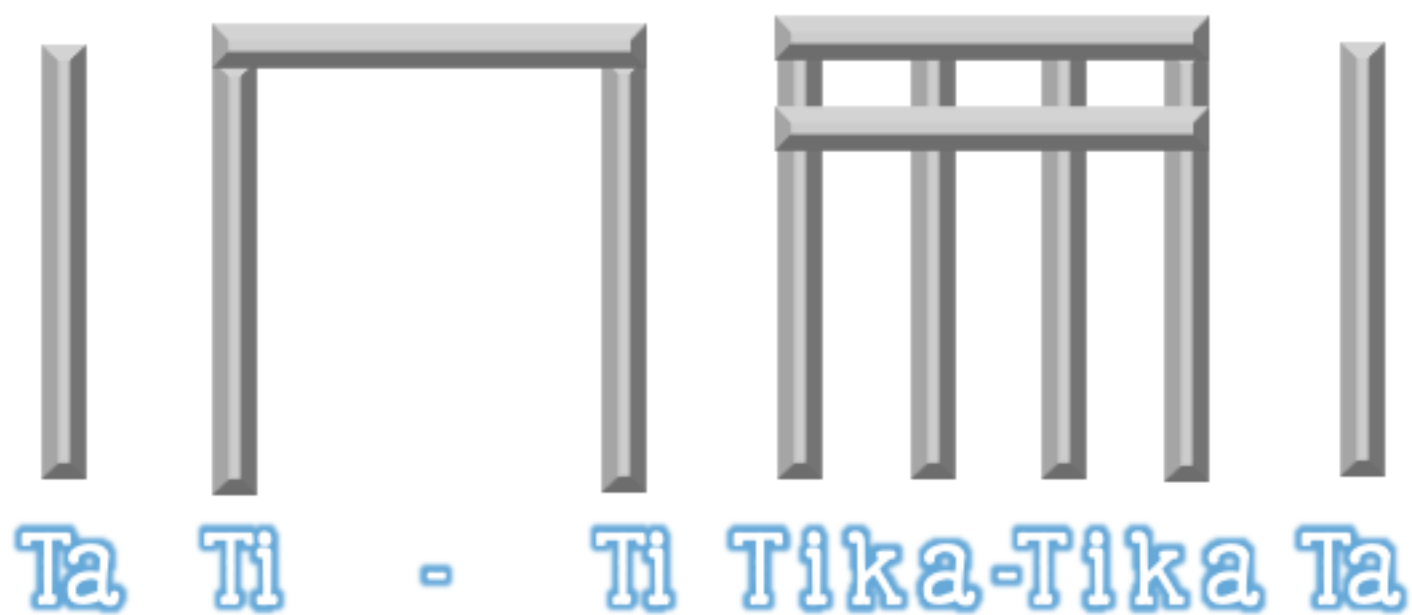
Ta Sh Ti - Ti Ta

Place the pretzels to match the rhythms!

Pretzel Rhythms



Pretzel Rhythms

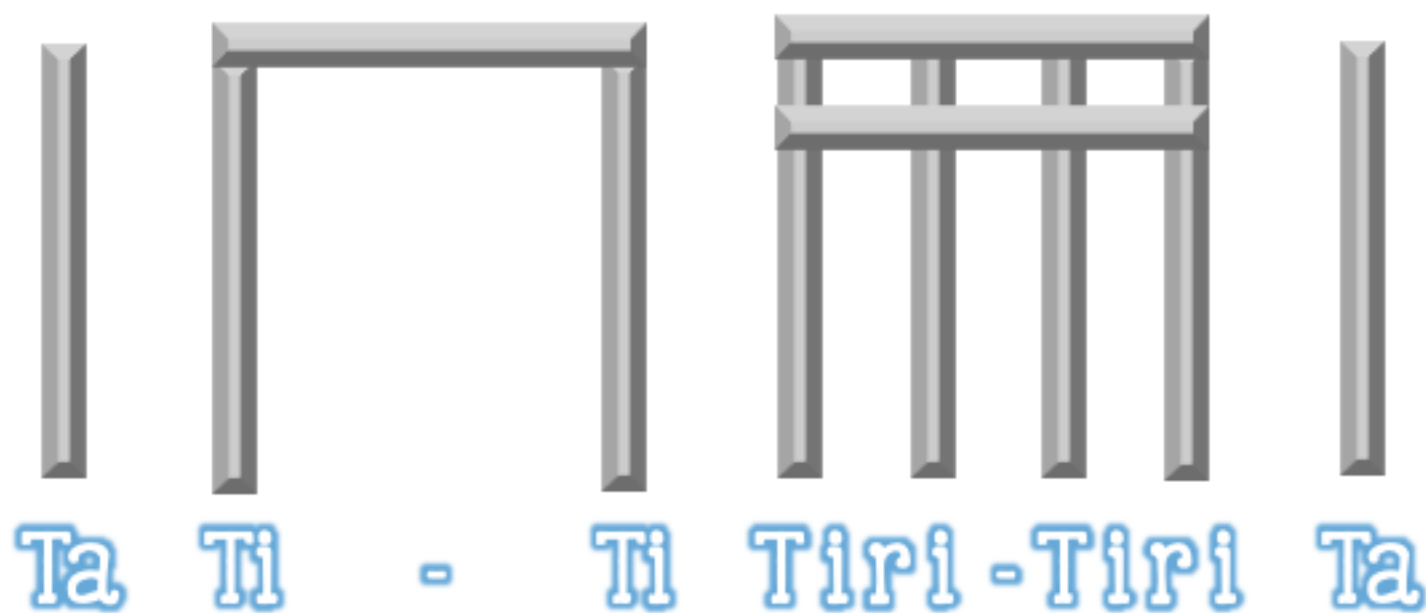


Pretzel Rhythms

Ta Ti - Ti Tika-Tika Ta

Place the pretzels to match the rhythms!

Pretzel Rhythms

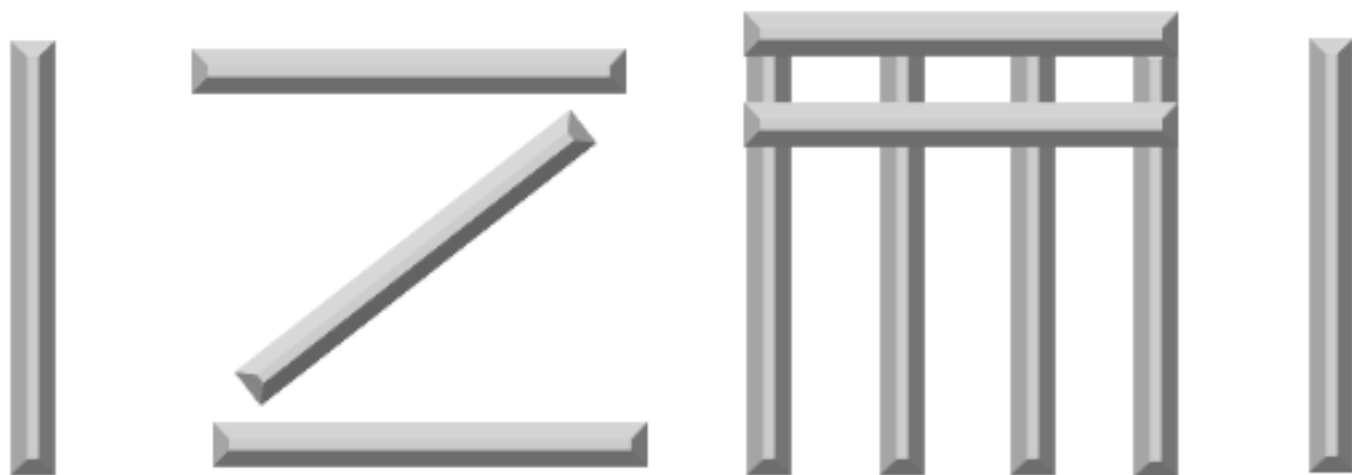


Pretzel Rhythms

Ta Ti - Ti Tiri-Tiri Ta

Place the pretzels to match the rhythms!


Pretzel Rhythms



Pretzel Rhythms



Ta



Sh



Tika-Tika Ta

Pretzel Rhythms

Ta

Sh


Tika-Tika Ta

Place the pretzels to match the rhythms!

Pretzel Rhythms



Ta



Sh



Tiri-Tiri



Ta

Pretzel Rhythms

Ta

Sh

Tiri-Tiri Ta

Place the pretzels to match the rhythms!

Pretzel Rhythms

Create Your Own!